

SPECIFICATIONS:

IPE65 PASTA EXTRUDER

Features:

- Basin/hopper made from 316 stainless steel
- Extruder body & stand made from painted steel
- Brass dies & auger
- Water resistant body
- Dies and auger are removable for cleaning
- Easy to access basin and mixer for cleaning.
- Two Speeds: Mixing & Extruding
- Drying stand with locking casters
- Double walled water cooling system
- Electronic cutting knife with two blades: One for short/medium pasta and one for medium/long pasta
- Adjustable cutting knife speed
- Made in Italy

Options:

- Available AV-90 attachment for rolling flat pasta compatible with IRM-A ravioli maker
- 100's of additional dies available
- Stand
- Custom colour body

Note: Cable length is 4' / 122cm

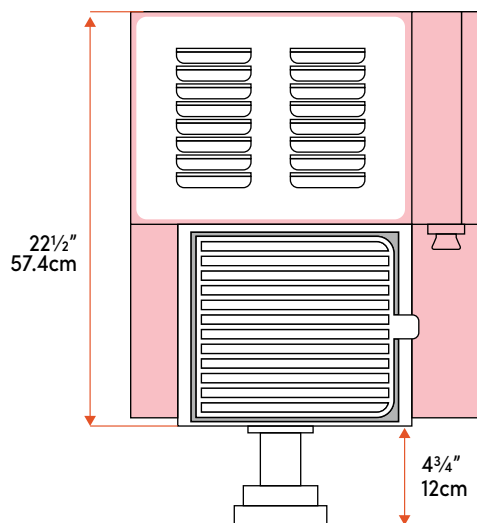
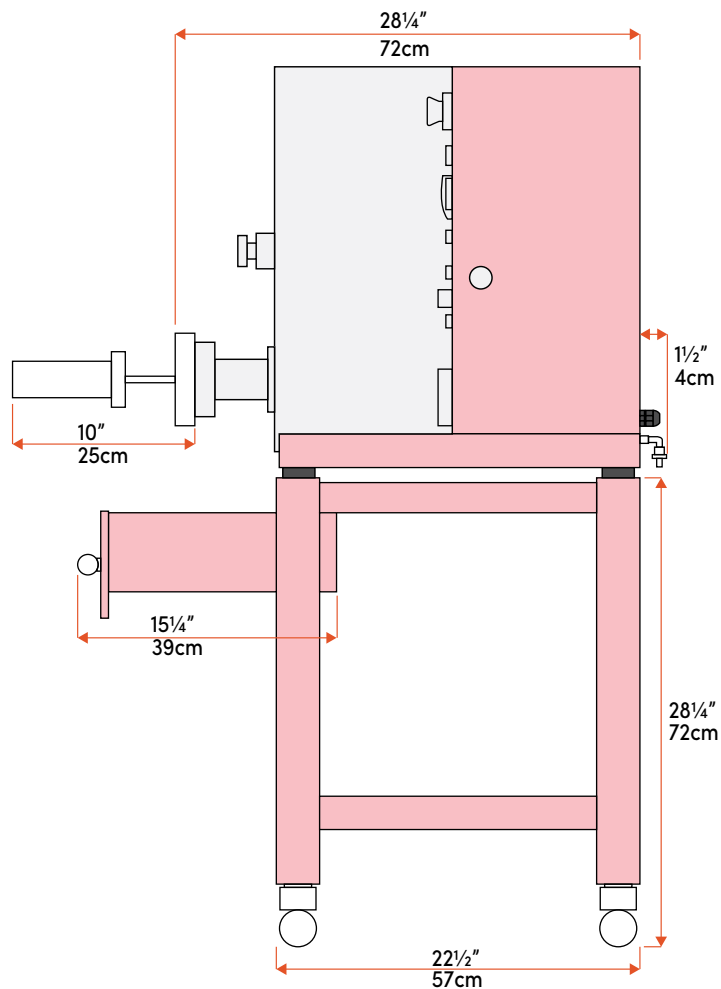
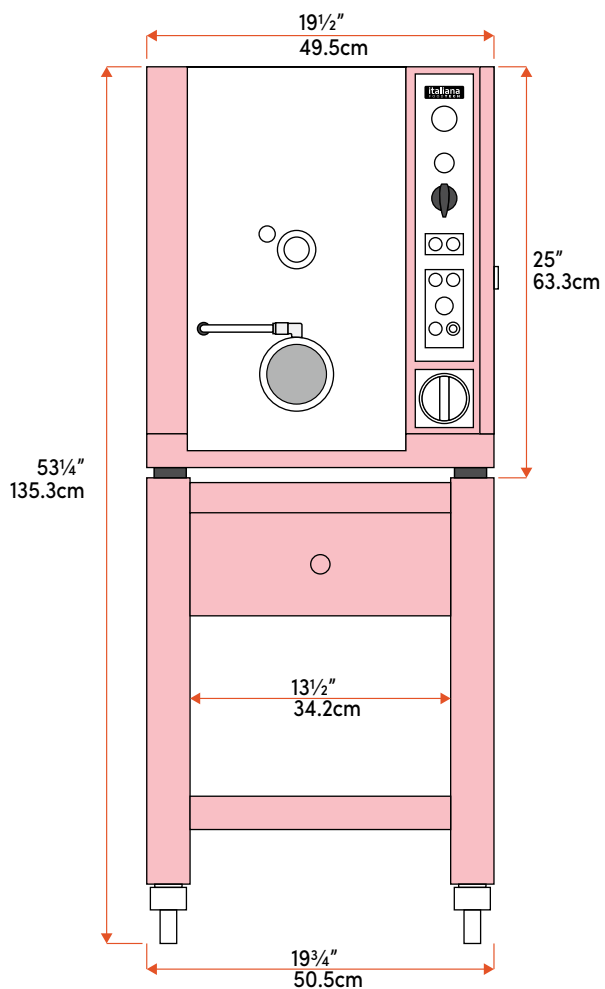
Plug Type: NEMA L15-20P



Capacity & Power

Specification	IPE65
Hopper Capacity	4.4–25.5Lb
	2–11.5Kg
Output/Hour	55-66Lb
	25-30Kg
Power	2hp
	1.5Kw
Electrical	220V 60Hz 7Amps
Phases	3

IPE65 - Pasta Extruder



Model Information

Model	Dimensions Inch			Dimensions cm			Weight	
	W	D	H	W	D	H	Lb	Kg
IPE65	19 1/2	28 1/4	25	49.5	72	63.3	309	140

Shipping Information

Model	Dimensions Inch			Dimensions cm			Weight	
	W	D	H	W	D	H	Lb	Kg
IPE65	22 1/2	31 1/2	42	57	80	107	355	160