

## SPECIFICATIONS:

# CP420 COMPACT PRO DECK OVEN



CP420/1

Height: 53½" (136cm)



CP420/2

Height: 65¾" (167cm)



CP420/1 + CP420/2

Height: 80¾" (205cm)



CP420/2 + CP420/2

Height: 92½" (235cm)

The **Compact Pro** deck oven is the perfect choice for a successful restaurant with limited space. Use the compact pro as a primary oven for cooking pizza, or as a low consumption slice reheating oven.

For restaurants looking to offer gluten free pizzas, the smaller Compact Pro models can easily be added without a large space or resource commitment, while preventing cross contamination.

Available in five different sizes, the Compact Pro will suit any restaurant and become a part of the regular workflow. The Compact Pro is the ultimate small, practical, and powerful oven.

The compact pro comes with various deck sizes, including single and double decks, and can be installed with a 38.5" tall stainless steel oven stand (shown above).

### Features:

- Maximum operating temperature of 842°F (450°C)
- Great for fresh and frozen bakery products
- Ideal for use as a dedicated gluten free oven
- Independent control of top and bottom heat
- Perfect heat distribution
- Thick fiberglass insulation to avoid heat dispersion
- Panoramic glass door and brightly lit interior
- Stainless steel façade
- Pyrometer for temperature control
- Safety thermostat
- Available stand
- Stackable up to four decks.



**italiana**  
FOODTECH

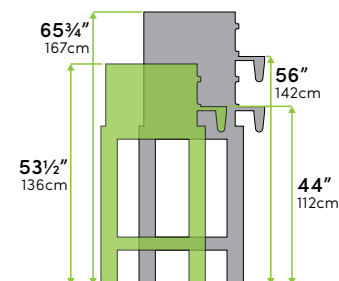
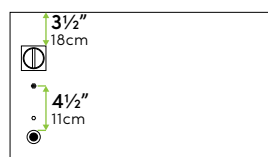
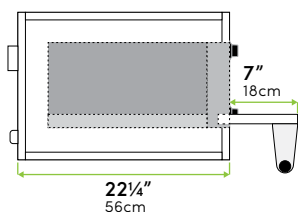
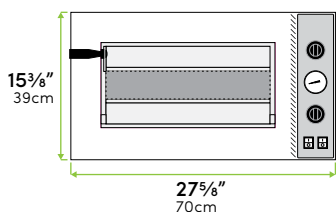
815 Alness St. Toronto Ont.  
M3J 2H8, Canada

T: 647.577.3477 - F: 647.977.9214  
info@italiana.ca / www.italiana.ca

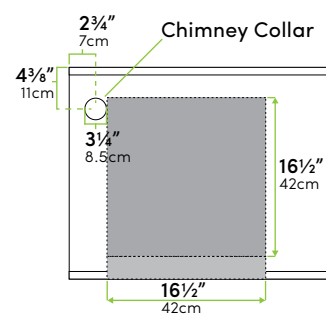
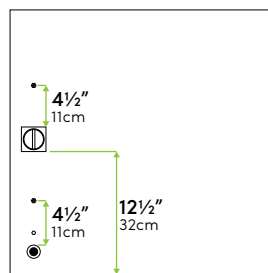
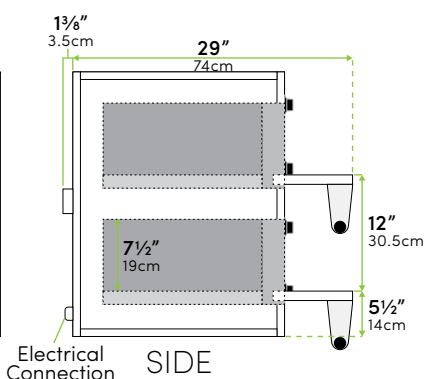
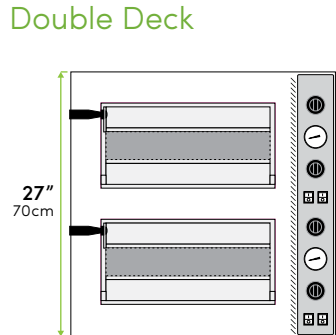
# SPECIFICATIONS:

## CP420 COMPACT PRO DECK OVEN

### Single Deck



### Double Deck



FRONT

Electrical Connection SIDE

BACK

TOP

Note: Minimum clearances for the oven are **2in (50mm)** on the oven's left, right, & back sides.

### Deck Capacity

Model	Deck Size (In)		Deck Size (cm)		Pizza Capacity							Pan Capacity	
	W	D	W	D	8"	10"	12"	14"	16"	18"	20"	21"x15"	26"x18"
CP420	16 1/2	16 1/2	42	42	2	1	1	1	0	0	0	0	0

### Overall Dimensions

Model	Dimensions (Inch)			Dimensions (cm)			Weight	
	W	D	H	W	D	H	Lb	Kg
CP420/1	27 5/8	22 1/4	15 3/8	70	56	39	99	45
CP420/2	27 5/8	22 1/4	27	70	56	70	165	75

### Electrical Information

Model	Power Supply			Power Use/Hr	
	Voltage	Kw	Amp	KW	Amp
CP420/1	208/240V 1ph	2.52	12	1.3	6.25
CP420/2	208/240V 1ph	5.04	24	2.6	12.5

2 deck ovens use one electrical connection

### Stand Dimensions

Model	Dimensions (Inch)			Dimensions (cm)			Weight	
	W	D	H	W	D	H	Lb	Kg
ST-CP420	31 1/2	25 3/8	38 3/4	80	64	97	70	32

Total height with stand:

1 Deck=53 1/2"/136cm    2 Deck=65 3/4"/167cm

### Oven Shipping Dimensions

Model	Dimensions (Inch)			Dimensions (cm)			Weight	
	W	D	H	W	D	H	Lb	Kg
CP420/1	28 3/4	25 5/8	21 1/4	73	65	54	123	56
CP420/2	28 3/4	25 5/8	33	73	65	84	190	86

Oven shipping dimensions do not include stand dimensions, please contact for stand shipping options